























Bowral 50 Range Technical Data Sheet

BRICKWORKS

Product Range	Product Name	Dimension Illustration	Swatch	State	Length (mm)	Width (mm)	Height (mm)	Dimensional Category	Average Weight / Unit (kg)	Core Volume (%)	Units per Square Metre	Pack Size	Characteristic Unconfined Compressive Strength (f _{uc}) MPa	Maximum Cold Water Absorption (%)	Initial Rate of Absorption (IRA) (kg/m ² min)	Coefficient of Expansion Factor (mm/m)	Durability Class	Liability to Efflorescence	Lime Pitting Liability	LRV	FRL
Bowral 50	Bowral Blue			NSW	230	110	50	DW1	2.5	Solid	69.5	700	>12	<10	1 to 8	<1.2	Exposure Grade	Nil to slight	Nil to slight	7.78	180/180/90
Bowral 50	Capitol Red			NSW	230	110	50	DW1	3.8	Solid	69.5	700	>12	<10	1 to 8	<1.2	Exposure Grade	Nil to slight	Nil to slight	16.78	180/180/90
Bowral 50	Simmental Silver			NSW	230	110	50	DW1	2.5	Solid	69.5	700	>8	<15	1 to 8	<1.2	Exposure Grade	Nil to slight	Nil to slight	33.33	180/180/90
Bowral 50	Hereford Bronze			NSW	230	110	50	DW1	2.5	Solid	69.5	700	>12	<10	1 to 8	<1.2	Exposure Grade	Nil to slight	Nil to slight	17.33	180/180/90
Bowral 50	Brahman Granite			NSW	230	110	50	DW1	2.5	Solid	69.5	700	>12	<10	1 to 8	<1.2	Exposure Grade	Nil to slight	Nil to slight	10	180/180/90
Bowral 50	Renovation Gertrudis Brown			NSW	230	110	50	DW1	2.5	Solid	69.5	700	>12	<10	1 to 8	<1.2	Exposure Grade	Nil to slight	Nil to slight		180/180/90
Bowral 50	Chillingham White			NSW	230	110	50	DW1	2.5	Solid	69.5	700	>8	<15	1 to 8	<1.2	Exposure Grade	Nil to slight	Nil to slight	66.44	180/180/90
Bowral 50	Gertrudis Brown			NSW	230	110	50	DW1	2.5	Solid	69.5	700	>12	<10	1 to 8	<1.2	Exposure Grade	Nil to slight	Nil to slight	11.4	180/180/90
Bowral 50	Bowral Brown			NSW	230	110	50	DW1	2.5	Solid	69.5	700	>12	<10	1 to 8	<1.2	Exposure Grade	Nil to slight	Nil to slight	14.11	180/180/90
Bowral 50	Embassy Red			NSW	230	110	50	DW1		Solid	69.5	700	>8	<15	4.0-6.0	<1.0	Exposure Grade	Slight	Slight	11.1	
Bowral 50	Murray Grey			NSW	230	110	50	DW1	2.5	Solid	69.5	700	>12	<10	1 to 8	<1.2	Exposure Grade	Nil to slight	Nil to slight	18	180/180/90

This Data represents average results from commercial production lots.

If specific test results are required, sample should be taken from current production lots.

AUSTRALIAN STANDARD TEST METHODS AS/NSZ 4456 ARE USED AS APPLICABLE.

Please note: FRL applies up to 3m high - restrained on top and bottom.

BOWRAL BRICKS