

























Bowral 300 Range Technical Data Sheet

BRICKWORKS

| Product Range | Product Name | Dimension Illustration | Swatch | State | Length (mm) | Width (mm) | Height (mm) | Dimensional Category | Average Weight / Unit (kg) | Core Volume (%) | Units per Square Metre | Pack Size | Characteristic Unconfined Compressive Strength (f _{uc}) MPa | Maximum Cold Water Absorption (%) | Initial Rate of Absorption (IRA) (kg/m ² min) | Coefficient of Expansion Factor (mm/m) | Durability Class | Liability to Efflorescence | Lime Pitting Liability | LRV | FRL |
|---------------|----------------------------|--|--|-------|-------------|------------|-------------|----------------------|----------------------------|-----------------|------------------------|-----------|---|-----------------------------------|--|--|------------------|----------------------------|------------------------|-------|------------|
| Bowral 300 | Bowral Brown |  |  | NSW | 300 | 110 | 50 | DW1 | 3.6 | Solid | 60 | 384 | >12 | <10 | 1 to 8 | <1.2 | Exposure Grade | Slight | Slight | 14.1 | 180/180/90 |
| Bowral 300 | Brahman Granite |  |  | NSW | 300 | 110 | 50 | DW1 | 3.6 | Solid | 60 | 384 | >12 | <10 | 1 to 8 | <1.2 | Exposure Grade | Nil to slight | Nil to slight | 10 | 180/180/90 |
| Bowral 300 | Capitol Red |  |  | NSW | 300 | 110 | 50 | DW1 | 3.6 | Solid | 60 | 384 | >12 | <10 | 1 to 8 | <1.2 | Exposure Grade | Nil to slight | Nil to slight | 16.78 | 180/180/90 |
| Bowral 300 | Hereford Bronze |  |  | NSW | 300 | 110 | 50 | DW1 | | Solid | 60 | 384 | >8 | <15 | 4.0-6.0 | <1.0 | Exposure Grade | Slight | Slight | 17.3 | |
| Bowral 300 | Shorthorn Mix |  |  | NSW | 300 | 110 | 50 | DW1 | | Solid | 60 | 384 | >8 | <12 | 4.0-6.0 | <1.0 | Exposure Grade | Slight | Slight | 12 | |
| Bowral 300 | Simmental Silver |  |  | NSW | 300 | 110 | 50 | DW1 | 3.6 | Solid | 60 | 384 | >8 | <15 | 1 to 8 | <1.2 | Exposure Grade | Nil to slight | Nil to slight | 33.33 | 180/180/90 |
| Bowral 300 | Bowral Blue |  |  | NSW | 300 | 110 | 50 | DW1 | 3.6 | Solid | 60 | 384 | >12 | <10 | 1 to 8 | <1.2 | Exposure Grade | Nil to slight | Nil to slight | 7.78 | 180/180/90 |
| Bowral 300 | Gertrudis Brown |  |  | NSW | 300 | 110 | 50 | DW1 | 3.6 | Solid | 60 | 384 | >12 | <10 | 1 to 8 | <1.2 | Exposure Grade | Nil to slight | Nil to slight | 11.4 | 180/180/90 |
| Bowral 300 | Murray Grey |  |  | NSW | 300 | 110 | 50 | DW1 | 3.6 | Solid | 60 | 384 | >12 | <10 | 1 to 8 | <1.2 | Exposure Grade | Nil to slight | Nil to slight | 18 | 180/180/90 |
| Bowral 300 | Chillingham White |  |  | NSW | 300 | 110 | 50 | DW1 | 3.6 | Solid | 60 | 384 | >8 | <15 | 1 to 8 | <1.2 | Exposure Grade | Nil to slight | Nil to slight | 66.44 | 180/180/90 |
| Bowral 300 | Renovation Gertrudis Brown |  |  | NSW | 300 | 110 | 50 | DW1 | 3.6 | Solid | 60 | 384 | >12 | <10 | 1 to 8 | <1.2 | Exposure Grade | Slight | Slight | | 180/180/90 |
| Bowral 300 | Embassy Red |  |  | NSW | 300 | 110 | 50 | DW1 | | Solid | 60 | 384 | >8 | <10 | 4.0-6.0 | <1.0 | Exposure Grade | Slight | Slight | 11.1 | |

This Data represents average results from commercial production lots.

If specific test results are required, sample should be taken from current production lots.

AUSTRALIAN STANDARD TEST METHODS AS/NSZ 4456 ARE USED AS APPLICABLE.

Please note: FRL applies up to 3m high - restrained on top and bottom.

BOWRAL BRICKS