

























Bowral 300 Range Technical Data Sheet

BRICKWORKS

Product Range	Product Name	Dimension Illustration	Swatch	State	Length (mm)	Width (mm)	Height (mm)	Dimensional Category	Average Weight / Unit (kg)	Core Volume (%)	Units per Square Metre	Pack Size	Characteristic Unconfined Compressive Strength (f _{uc}) MPa	Maximum Cold Water Absorption (%)	Initial Rate of Absorption (IRA) (kg/m ² min)	Coefficient of Expansion Factor (mm/m)	Durability Class	Liability to Efflorescence	Lime Pitting Liability	LRV	FRL
Bowral 300	Bowral Brown			NQLD	300	110	50	DW1	3.6	Solid	60	384	>12	<10	1 to 8	<1.2	Exposure Grade	Slight	Slight	14.1	180/180/90
Bowral 300	Brahman Granite			NQLD	300	110	50	DW1	3.6	Solid	60	384	>12	<10	1 to 8	<1.2	Exposure Grade	Nil to slight	Nil to slight	10	180/180/90
Bowral 300	Capitol Red			NQLD	300	110	50	DW1	3.6	Solid	60	384	>12	<10	1 to 8	<1.2	Exposure Grade	Nil to slight	Nil to slight	16.78	180/180/90
Bowral 300	Hereford Bronze			NQLD	300	110	50	DW1		Solid	60	384	>8	<15	4.0-6.0	<1.0	Exposure Grade	Slight	Slight	17.3	
Bowral 300	Shorthorn Mix			NQLD	300	110	50	DW1		Solid	60	384	>8	<12	4.0-6.0	<1.0	Exposure Grade	Slight	Slight	12	
Bowral 300	Simmental Silver			NQLD	300	110	50	DW1	3.6	Solid	60	384	>8	<15	1 to 8	<1.2	Exposure Grade	Nil to slight	Nil to slight	33.33	180/180/90
Bowral 300	Bowral Blue			NQLD	300	110	50	DW1	3.6	Solid	60	384	>12	<10	1 to 8	<1.2	Exposure Grade	Nil to slight	Nil to slight	7.78	180/180/90
Bowral 300	Gertrudis Brown			NQLD	300	110	50	DW1	3.6	Solid	60	384	>12	<10	1 to 8	<1.2	Exposure Grade	Nil to slight	Nil to slight	11.4	180/180/90
Bowral 300	Murray Grey			NQLD	300	110	50	DW1	3.6	Solid	60	384	>12	<10	1 to 8	<1.2	Exposure Grade	Nil to slight	Nil to slight	18	180/180/90
Bowral 300	Chillingham White			NQLD	300	110	50	DW1	3.6	Solid	60	384	>8	<15	1 to 8	<1.2	Exposure Grade	Nil to slight	Nil to slight	66.44	180/180/90
Bowral 300	Renovation Gertrudis Brown			NQLD	300	110	50	DW1	3.6	Solid	60	384	>12	<10	1 to 8	<1.2	Exposure Grade	Slight	Slight		180/180/90
Bowral 300	Embassy Red			NQLD	300	110	50	DW1		Solid	60	384	>8	<10	4.0-6.0	<1.0	Exposure Grade	Slight	Slight	11.1	

This Data represents average results from commercial production lots.

If specific test results are required, sample should be taken from current production lots.

AUSTRALIAN STANDARD TEST METHODS AS/NSZ 4456 ARE USED AS APPLICABLE.

Please note: FRL applies up to 3m high - restrained on top and bottom.

BOWRAL BRICKS