























Bowral 76 Range Technical Data Sheet

BRICKWORKS

Product Range	Product Name	Dimension Illustration	Swatch	State	Length (mm)	Width (mm)	Height (mm)	Dimensional Category	Average Weight / Unit (kg)	Core Volume (%)	Units per Square Metre	Pack Size	Characteristic Unconfined Compressive Strength (f _{uc}) MPa	Maximum Cold Water Absorption (%)	Initial Rate of Absorption (IRA) (kg/m ² min)	Coefficient of Expansion Factor (mm/m)	Durability Class	Liability to Efflorescence	Lime Pitting Liability	LRV	FRL
Bowral 76	Embassy Red			QLD	230	110	76	DW1	3.8	Solid	48.5	384	>8	<15	1 to 8	<1.2	Exposure Grade	Nil to slight	Nil to slight	11.1	180/180/90
Bowral 76	Murray Grey			QLD	230	110	76	DW1	3.8	Solid	48.5	384	>12	<10	1 to 8	<1.2	Exposure Grade	Nil to slight	Nil to slight	18	180/180/90
Bowral 76	Gertrudis Brown			QLD	230	110	76	DW1	3.8	Solid	48.5	384	>12	<10	1 to 8	<1.2	Exposure Grade	Nil to slight	Nil to slight	11.44	180/180/90
Bowral 76	Bowral Brown			QLD	230	110	76	DW1	3.8	Solid	48.5	384	>12	<10	1 to 8	<1.2	Exposure Grade	Nil to slight	Nil to slight	14.11	180/180/90
Bowral 76	Renovation Gertrudis Brown			QLD	230	110	76	DW1	3.8	Solid	48.5	384	>12					Nil to slight	Nil to slight		180/180/90
Bowral 76	Chillingham White			QLD	230	110	76	DW1	3.8	Solid	48.5	384	>8	<15	1 to 8	<1.2	Exposure Grade	Nil to slight	Nil to slight	66.44	180/180/90
Bowral 76	Hereford Bronze			QLD	230	110	76	DW1	3.8	Solid	48.5	384	>12	<10	1 to 8	<1.2	Exposure Grade	Nil to slight	Nil to slight	17.33	180/180/90
Bowral 76	Bowral Blue			QLD	230	110	76	DW1	3.8	Solid	48.5	384	>12	<10	1 to 8	<1.2	Exposure Grade	Nil to slight	Nil to slight	7.78	180/180/90
Bowral 76	Simmental Silver			QLD	230	110	76	DW1	3.8	Solid	48.5	384	>8	<15	1 to 8	<1.2	Exposure Grade	Nil to slight	Nil to slight	33.33	180/180/90
Bowral 76	Capitol Red			QLD	230	110	76	DW1	3.8	Solid	48.5	384	>12	<10	1 to 8	<1.2	Exposure Grade	Nil to slight	Nil to slight	16.78	180/180/90
Bowral 76	Brahman Granite			QLD	230	110	76	DW1	3.8	Solid	48.5	384	>12	<10	1 to 8	<1.2	Exposure Grade	Nil to slight	Nil to slight	10	180/180/90

This Data represents average results from commercial production lots.

If specific test results are required, sample should be taken from current production lots.

AUSTRALIAN STANDARD TEST METHODS AS/NSZ 4456 ARE USED AS APPLICABLE.

Please note: FRL applies up to 3m high - restrained on top and bottom.

BOWRAL BRICKS